

Table of Contents

Introduction	3
Sample Lesson Plan	4
Before the Book (<i>Pre-reading Activities</i>)	5
Writer’s Workbook	6
About the Author	7
Book Summary	8
Vocabulary Lists	9
Vocabulary Activity Ideas	10
Section 1 (<i>Chapters 1 through 9</i>)	11
◆ Quiz Time and Critical Thinking Questions	
◆ Hands-On Project— <i>Papier-Mâché Giant Peach</i>	
◆ Cooperative Learning Activity— <i>View the Giant Peach!</i>	
◆ Curriculum Connections— <i>Science: Isn’t That Peachy!</i>	
◆ Into Your Life— <i>Rescue James</i>	
Section 2 (<i>Chapters 10 through 17</i>)	16
◆ Quiz Time and Critical Thinking Questions	
◆ Hands-On Project— <i>Stick Puppets</i>	
◆ Cooperative Learning Activity— <i>Produce a Play</i>	
◆ Curriculum Connections— <i>Physical Education: Centipede Shoe Race</i>	
◆ Into Your Life— <i>James Adopted by Giant Bugs!</i>	
Section 3 (<i>Chapters 18 through 23</i>)	24
◆ Quiz Time and Critical Thinking Questions	
◆ Hands-On Project— <i>Seagull Power!</i>	
◆ Cooperative Learning Activity— <i>What Do You Really Mean?</i>	
◆ Curriculum Connections— <i>Science: Is It an Insect?</i>	
◆ Into Your Life— <i>Expectations</i>	
Section 4 (<i>Chapters 24 through 28</i>)	29
◆ Quiz Time and Critical Thinking Questions	
◆ Hands-On Project— <i>Build a Rainbow</i>	
◆ Cooperative Learning Activity— <i>Just a Children’s Story</i>	
◆ Curriculum Connections— <i>Music: Grasshopper Is a Violin</i>	
◆ Into Your Life— <i>Seeing What Has Not Been Seen Before</i>	
Section 5 (<i>Chapters 29 through 39</i>)	34
◆ Quiz Time and Critical Thinking Questions	
◆ Hands-On Project— <i>Peachy Produce Prices</i>	
◆ Cooperative Learning Activity— <i>Poetry Reading</i>	
◆ Curriculum Connections— <i>Social Studies: Crossing the Atlantic Time Line</i>	
◆ Into Your Life— <i>Friendship Recipes</i>	
After the Book (<i>Post-reading Activities</i>)	
Any Questions?	39
Book Report Ideas	40
Culminating Activity	41
Unit Test Options	43
Bibliography of Related Reading	46
Answer Key	47

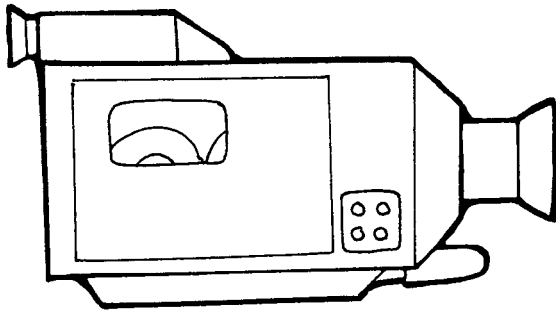

View the Giant Peach!

Aunt Sponge could hardly wait to eat some of the giant peach. But Aunt Spiker said, "There's a pile of money to be made out of this if only we can handle it right."

How should the aunts handle the promotion of the giant peach? Divide into four groups. Each group will be responsible for one area of the promotion.

Tickets

Design the tickets used to see the giant peach and prepare a sign with the prices in both the English and our money system. (You may even wish to include the currencies of other countries.) To do this you will need to research the English money system and compare it with our own. The newspapers of large cities usually contain a chart of current exchange rates. How do the admissions the aunts were charging compare to the prices you pay to go to a movie, concert, exhibition, etc.?




News Broadcast

Write a TV news story to be broadcast on the evening news. If you have access to a video camera, record the broadcast.

Newspaper Stories

Write newspaper articles telling about the giant peach. Be sure to answer the questions Who, What, Where, When, and Why in your article.



Advertising Posters

Design and create posters to advertise the viewing of the peach. Include the cost, date, etc.

What Do You Really Mean?

Figurative language is a way of expressing yourself in speech or writing using words or phrases that may mean something other than normal usage. A “hero,” “poorboy,” or “submarine” may mean a sandwich. “Fiddle-de-dee” and “fiddlesticks” mean “nonsense.” You can often understand such words by the content of the surrounding words or sentences.

Match the phrases in list 1 with those in list 2 that are similar in meaning. If you are not sure, find the phrases in *James and the Giant Peach*, Chapters 18 - 23, and read the sentences around them.

- | | | |
|-------|--|--|
| _____ | 1. “We are floating beautifully.” | a. Can’t you realize? |
| _____ | 2. “You must be blind!” | b. You don’t need to remind me. |
| _____ | 3. “There’s no need to rub it in.” | c. Oh dear! |
| _____ | 4. “Can’t you see that?” | d. You’re not thinking straight! |
| _____ | 5. “Jumping Jehoshophat!” | e. The boy is crazy. |
| _____ | 6. “What absolute rot!” | f. Ridiculous! |
| _____ | 7. “Go away you filthy beast!” | g. We’re not sinking. |
| _____ | 8. “We are lost forever!” | h. How ridiculous. You must be joking. |
| _____ | 9. “You’re mad!” | i. I don’t care. |
| _____ | 10. “Poppycock!” | j. You don’t understand. |
| _____ | 11. “Balderdash!” | k. Go away, you dangerous creature! |
| _____ | 12. “You’re absolutely off your head!” | l. Get busy. |
| _____ | 13. “The boy is dotty.” | m. My goodness! |
| _____ | 14. “I don’t give a hoot.” | n. You’re crazy! |
| _____ | 15. “Jump to it.” | o. Absurd! |
| _____ | 16. “Holy cats!” | p. There’s no hope now. |