


Table of Contents

Introduction	3
Sample Lesson Plan	4
Unit Planner	5
Getting to Know the Book and Author	6
Suggestions for Using the Unit Activities	7
Unit Activities—Language Arts	
♦ Pocket Chart Activities	11
♦ Pocket Chart Patterns	13
♦ Story Question Sailboats	14
♦ Story Summary Sentence Strips	15
♦ Knowledge Chart	17
♦ Poem: “Max Was a Wild Thing”	18
♦ Stick Puppet Theaters	19
♦ Story Scenes from <i>Where the Wild Things Are</i>	21
♦ Character Minds	23
♦ Story Ladder	24
♦ Wild Things Booklet	25
♦ Real or Make-Believe?	27
♦ Alike and Different	29
♦ Make a Monster	30
♦ Gold Crown Story	32
♦ Cause and Effect	33
Unit Activities—Related Curriculum	
♦ Ways to Travel—Social Studies	34
♦ Needs and Wants—Social Studies	35
♦ Sponge Painting—Art	36
♦ Wild Thing Puzzle—Art	38
♦ Copycat—Physical Education	39
♦ Animal Coverings—Science	40
♦ Sink or Float—Science	41
♦ Wild Things Recipes—Cooking	42
♦ The King of the Wild Things—Music	43
Culminating Activity	
♦ Suggestions for Presenting Reader’s Theater	44
♦ Reader’s Theater Script	45
♦ An Invitation to a Wild Rumpus	47
Bibliography	48


Character Minds

Directions: After reading *Where the Wild Things Are*, write in the space provided below what you think each character (Max, Max's mother, one of the wild things) is thinking.




This is what I think was in Max's mind.

This is what I think was in Mother's mind.



This is what I think was in a wild thing's mind.




Sink or Float

Max's boat sailed off across the ocean. It did not sink; it floated.

Materials:

- tub
- water
- pen or pencil
- blank paper, one per student
- objects to test (apple, button, cork, craft stick, orange, paper clip, pencil, piece of chalk, scissors, etc.)



Directions:

1. Fill a tub with water.
2. Collect several objects.
3. Make a chart on the blackboard.
4. Have students copy the chart from the blackboard onto their blank papers.
5. Have students predict whether or not the objects will float. Then test each item in the water, and have them record what happens on their charts.

Sink	Float