

Table of Contents

Introduction	3
Mini Book Directions	3
Holidays	
New Year's Day	4
Martin Luther King, Jr. Day	8
Groundhog Day	13
Chinese New Year	19
Valentine's Day	23
President's Day	28
St. Patrick's Day	33
Earth Day	38
Easter	43
Cinco de Mayo	50
Mother's Day	54
Memorial Day	61
Father's Day	65
Independence Day	72
Labor Day	76
Columbus Day	81
Halloween	85
Thanksgiving	91
Hanukkah	96
Christmas	102
Kwanzaa	107

Introduction

Celebrating holidays can be wonderful opportunities for children to learn about the traditions and values that are cherished parts of people's lives. Learning about other cultures and their traditions is also a significant part of education. Unfortunately, in today's world, teachers struggle with how to fit everything into their daily schedule. Teachers have little time to incorporate holiday celebrations into their busy day. This book provides teachers with cross curricular holiday activities that are quick, easy, and do not require many outside materials. The activities chosen present each holiday in an educational manner while at the same time they engage students' interest with a fun activity.

Each holiday section contains historical facts, suggestions for activities, a reproducible mini book, a cross curricular activity, and a journaling page. Each holiday is introduced with a list of historical facts followed by suggestions for fun activities that can be done at the desire of the teacher. A literacy component is included in the form of a mini book. A cross curricular activity such as an art, craft, game, or puzzle is incorporated into each holiday. These activities are easy for the busy teacher to prepare and incorporate into their curriculum. Finally, each holiday includes a journaling page that can be used as a culminating writing activity. The teacher may wish to use the journaling page as an assessment tool to see how much each student has learned about the presented holiday.

Instructions for Mini Books

1. Reproduce minibook page for each student*
2. Color illustrations.
3. Cut pages on dashed lines.
4. Arrange pages in numerical order.
5. Place cover page on top.
6. Secure at the top using either a staple or a paper fastener.

* Teachers may wish to enlarge minibook for younger children.

Meeting Standards

Listed below are the McREL standards and benchmarks for Language Arts Level 1 (Grades K–2), which are used with permission from McREL (Copyright 2007, McREL, Mid-continent Research for Education and Learning. Telephone: 303/337-0990. Website: www.mcrel.org .)

McREL standards are in bold and benchmarks are in regular print.

Uses the stylistic and rhetorical aspects of writing

- Uses descriptive words to convey basic ideas
- Uses declarative and interrogative sentences in written composition

Uses grammatical and mechanical conventions in written composition

- Uses conventions of print in writing (e.g., forms letters in print, uses upper-and-lowercase letters of the alphabet, spaces words and sentences, writes from left-to-right and top-to-bottom, includes margins)
- Uses complete sentences in written compositions
- Uses nouns in written compositions (e.g., nouns for simple objects, family members, community workers, and categories)
- Uses verbs in written compositions (e.g., verbs for a variety of situations, action words)
- Uses adjectives in written compositions (e.g., uses descriptive words)
- Uses adverbs in written compositions (e.g., uses words that answer how, when, where, and why questions)


St. Patrick's Day Fun

St. Patrick's Day Facts


- St. Patrick's Day is celebrated on March 17th.
- St. Patrick's Day is a day to think about all of the people who have traveled from different countries to live in America.
- St. Patrick's Day got its name from St. Patrick. St. Patrick taught many Irish people about Christianity and how to read and write.
- Some of the ways St. Patrick's Day is celebrated are wearing green, making and eating green foods, and having parties.
- In the United States, there are special parades on St. Patrick's Day.
- The shamrock is a national emblem of Ireland. Many people decorate with shamrocks.
- Stories of leprechauns are told on this day. The leprechauns of Irish legends are little men who have pots of hidden gold. The legend states that if you find a leprechaun, he must give you all his gold.

St. Patrick's Day Fun Activities

1. Have a "green food" tasting party. Use green gelatin, pickles, green sherbet, salad, green punch, etc.
2. Make shamrock-shaped potato printers. Dip the printers into green paint and press onto paper. Sprinkle with golden glitter and let dry.
3. Locate Ireland on the globe. Determine how far it is from your country to Ireland.
4. Play Irish songs and dance an Irish jig.
5. Wear green.



St. Patrick's Day




St. Patrick was a preacher in a land far away. He helped many people in his own way.

He lived in Ireland—a land of green.

2

March						
1	2	3	4	5	6	7
8	9	10	11	12	13	14
15	16	17	18	19	20	21
22	23	24	25	26	27	28
29	30	31				



March 17 is St. Patrick's Day.

It is celebrated in many ways—


stories of leprechauns, luck and wishes

and pots of gold to name a few.

3

4

5



Wear green on St. Patrick's Day

to keep the pinches away!

6

7

Hidden Clovers

There are four four-leafed clovers in this field. Help the leprechaun find them. Color them green. Then draw and color four more gold coins in the leprechaun's pot.

