

Table of Contents

Introduction 3

All Kinds of Families by Norma Simon (Albert Whitman & Co., 1976) 5

(Available from General Publishing, Canada; Baker and Taylor International, UK; Stafford Books, AUS)

Summary—Sample Plan—Overview of Activities—Quilting Time—Going Visiting—Every Family Has a Name—Helping Hand—All Sizes, All Shapes—Families Grow and Change—All About My Family—House Dot-to-Dot—In All Kinds of Weather—Morning to Night—All Kinds of Houses—Relative Concentration—Our Classroom Family—Belonging—How Families Grow—My Family Tree

Poinsettia and Her Family by Felicia Bond (Harper & Row Publishing, 1981) 28

(Available from HarperCollins Publishers Ltd., Canada and UK; HarperCollins, AUS)

Summary—Sample Plan—Overview of Activities—A Pocket of “P” Words—Hidden Pigs—Following Directions—Count the Dots—Find Your Way Home—Picture Locket—A New House—Feelings—Story Sequence

Across the Curriculum 41

Written Expression: Picture Journals—Family Acrostics

Language Arts: Family Words—Word Families—Sounds Alike—Word Families—Sounds Different—Which Does Not Belong?—Which Are the Same?—Family Finger Plays—Who Am I?—Animal Mothers and Babies

Social Studies: Homes—My Family’s Favorite Holiday

Science: Growing a Garden

Math: Mrs. Pig’s Garden—How Many in My Family?—Family Charts and Graphs

Art: Family Puppets—Pop-up Family Portrait— Family Stamp Pad Stickers—Family Mobiles—Family Puzzle

Music and Movement: Family Songs and Games

Life Skills: Gingerbread Family—Food Families—Five-a-Day Healthful Eating—My Family’s Favorite Foods

Culminating Activity 71

Family Fun Fair

Unit Management 72



Activity Centers to Encourage Family Concepts—Craft Recipes—Family Bulletin Boards—Parent Letter—Family Figure Patterns—Stationery—Awards

Bibliography 80

Name _____

Families Grow and Change

Directions: Color the pictures below. Cut out the pictures and paste them on another piece of paper to show how the family grows and changes.



Family Finger Plays

“Fine Family”


(Traditional)

Here is the family in my household.

Some are young,
And some are old.

Some are tall,
Some are small,
Some are growing just like me.
Together we all live as a family.

(Hold up one finger for each line, starting with the thumb.)



“Baby Grows”

(Traditional)

Five little fingers on this hand *(Hold up five fingers.)*

Five little fingers on that. *(Hold up five fingers on the other hand.)*

A dear little nose, *(Point to nose.)*

A mouth like a rose *(Point to mouth.)*

Two little cheeks so tiny and fat. *(Point to cheeks.)*

Two little eyes and two ears *(Point to eyes and then to ears.)*

And ten little toes, *(Point to toes.)*

That is the way the baby grows.



“Grandma’s Spectacles”

(Traditional)

These are grandmother’s spectacles, *(Make circles around eyes with fingers.)*

This is grandmother’s hat. *(Use both hands and cup on head.)*

This is the way she folds her hands, *(Fold hands.)*

And puts them in her lap. *(Put hands in lap.)*

