


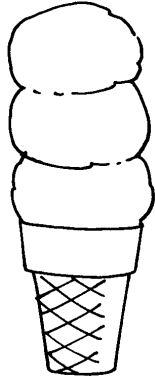
Table of Contents

Introduction	3
This Is a Sentence!	6
What Is a Sentence?	
Are You a Good Sentence Detective?	
Sentence Emergencies!	
What Do You Think?	
Let's Hear It for Complete Sentences!	10
Whoa!	
Finding Hidden Sentences	
Bits and Pieces	
Fragment Search	
Don't Forget to Punctuate and Capitalize!	14
That's Capital!	
End Marks	
Punctuation Rules	
The Subject: A V.I.P.	17
What Is a Subject?	
Subject Practice	
Very Important Subjects	
The Predicate: Another V.I.P.	20
What Is a Predicate?	
What Is Missing?	
Matching	
The Verb: The Active V.I.P.	24
The Verb Is Superb!	
Take Action!	
Take a Break!	
We're Here to Help!	
Just One or More?	
Four Kinds of Sentences	29
What's That You Say?	
Can You Handle This?	
Adding Complements	32
My Complements to This Sentence!	
Enchanted Enhancements	
Time for Fun	35
Word Muncher	
Crazy, Mixed-Up Sentences	
Sentence Construction Teams	
Sentence Maze	
Sentence Rummy	
Award	45
Answer Key	46

Finding Hidden Sentences




In the paragraphs below you will find ten hidden sentences. See if you can find all of them. Write the ten sentences on the lines. Remember to capitalize and punctuate them.




every day the ice cream truck comes down our street it comes after school and in the summer when I hear the music playing, I run outside sometimes I get to buy some ice cream do you like ice cream

my sister does not like ice cream i think that is crazy how can someone not like ice cream it is nice to eat on a hot summer day i think i like chocolate best of all



1. _____
2. _____
3. _____
4. _____
5. _____
6. _____
7. _____
8. _____
9. _____
10. _____



Sentence Construction Teams

Reproduce the sentence strips shown on this page and pages 40 and 41. Cut along the dashed lines. Then fold along the solid lines, accordion style. Assign partners or allow students to choose their own. Give several folded strips and an envelope to each team. The first player looks at the subject. If that space is blank, she or he writes a subject. If it is already filled in, she or he turns to the next fold and writes a verb. Next, the first player folds the strip so her or his partner can only see the space that is still blank. The partner fills in the blank without seeing the rest of the sentence and places the strip in the envelope. Teams continue to play until time is up or they run out of strips. Allow time for students to read their sentence strips to the class.

Extension: Divide the class into groups of three. Provide blank sentence strips. Tell students that each group member should write a different part of the sentence without looking at what the others have written.

Subject The talking horse	Verb	Complement
Subject	Verb climbs	Complement
Subject	Verb	Complement in and out of the bathtub.
Subject	Verb crashed	Complement
Subject A fuzzy monster	Verb	Complement
Subject	Verb slinks	Complement
Subject	Verb	Complement with a loud bang.
Subject An orange bug	Verb	Complement