

Table of Contents

Introduction	3	Fractions → $\frac{1}{2}$ through $\frac{1}{12}$	
Math Vocabulary	4	Fractions $\frac{1}{2}, \frac{1}{3}, \frac{1}{4}$	84
Standards and Benchmarks	5	Fractions $\frac{1}{2}-\frac{1}{6}$	86
Number Sense → 0 to 1,000		Fractions $\frac{1}{2}-\frac{1}{8}$	88
Charts and Graphs	7	Fractions $\frac{1}{9}-\frac{1}{10}$	90
Ordinal Numbers	10	Fractions $\frac{1}{11}-\frac{1}{12}$	91
Adding Doubles	13	Fraction Review $\frac{1}{2}-\frac{1}{12}$	92
Tens and Ones	15	Fraction Word Problems	94
Hundreds	19		
Least to Greatest	23	Money	
Greater Than, Less Than	26	Money—Coins	96
Greater, Less, Equal	29	Money—Dollars and Cents	98
Number Words	31	Money Word Problems	100
Addition		Measurement	
Adding 2-Digit Numbers	37	Longest, Shortest, Equal	102
Regroup and Add	40	Tallest, Shortest, Equal	103
Add Three Numbers	44	Measurement—Inches	104
Regroup and Add 3-Digit Numbers	46	Measurement—Centimeters	106
Addition Word Problems	48	Measurement—Feet	107
Subtraction		Measurement—Miles	108
Subtract 2-Digit Numbers	50	Measurement—Pounds	109
Subtract 3-Digit Numbers	55	Measurement Word Problems	111
Regroup and Subtract		Time	
3-Digit Numbers	57	A Calendar Year	113
Subtraction Word Problems	60	A Calendar Month	114
Repeat Addition/Multiplication		Analog Clocks—15 Minutes	115
Repeat Addition—2s	62	Analog Clocks—5 Minutes	116
Multiply 2s	64	Analog and Digital Clocks	117
Repeat Addition—3s	67	Adding Time	119
Multiply 3s	69	Time Word Problems	122
Repeat Addition—5s	72	Geometry	
Multiply 5s	74	Geometry—2-D Shapes	124
Repeat Addition—10s	77	Geometry—3-D Shapes	126
Multiply 10s	79	Geometry—Perimeters	129
Multiplication Word Problems	82	Perimeter Word Problems	131
		Answer Key	133

Practice 2
Least to Greatest

Look at the numbers in each row. Write them in order from *least* to *greatest*.

1 459 951 876 _____

2 976 796 679 _____

3 456 457 455 _____

4 600 400 900 _____


5 215 512 152 _____

Arrange the five numbers in each row below from *least* to *greatest*.

6 **980** **789** **687** **899** **779**

7 **443** **344** **345** **354** **305**

8 Annie is 40 years old. Her son is 12 years old and her daughter is 22 years old. Arrange the ages in order from youngest to oldest.



9 Tristan has 320 pennies. His uncle has 450 pennies and his dad has 540 pennies. His older brother has 230 pennies.

Arrange the pennies in order from least to most.



Practice 1
Multiply 5s

Adding by groups of five is the same as multiplying groups of 5. Circle each group of five items in the box below. Find out how many groups of 5 are in the box.

Addition Problem: _____ + _____ + _____ = _____

Multiplication Problem: _____ x _____ = _____

Look at the sets of shapes below. Add more shapes to each box to make each group a set of five.

- 1 Write and solve the problem as an addition problem. _____
- 2 Write and solve the problem as a multiplication problem. _____
- 3 How many shapes do you have all together? _____

Multiplication Word Problems

Solve the problems. Show your work.

- 1** Molly's mom dug three small holes in the garden. Molly put three seeds in each hole.


How many seeds did Molly plant in all?



$$\underline{\hspace{2cm}} \times \underline{\hspace{2cm}} = \underline{\hspace{2cm}}$$

- 2** There are five bowls on the table. Jeff is filling each one with five oranges.

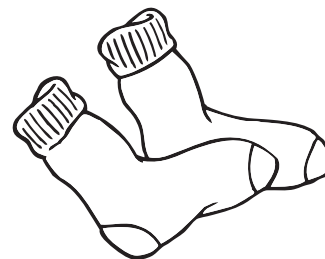
How many oranges will there be when Jeff is finished?



$$\underline{\hspace{2cm}} \times \underline{\hspace{2cm}} = \underline{\hspace{2cm}}$$

- 3** There are ten pairs of socks in the basket.


How many socks are in the basket?



$$\underline{\hspace{2cm}} \times \underline{\hspace{2cm}} = \underline{\hspace{2cm}}$$

- 4** There are three race cars at the starting line. Each race car has four huge wheels.

How many wheels are there at the starting line?


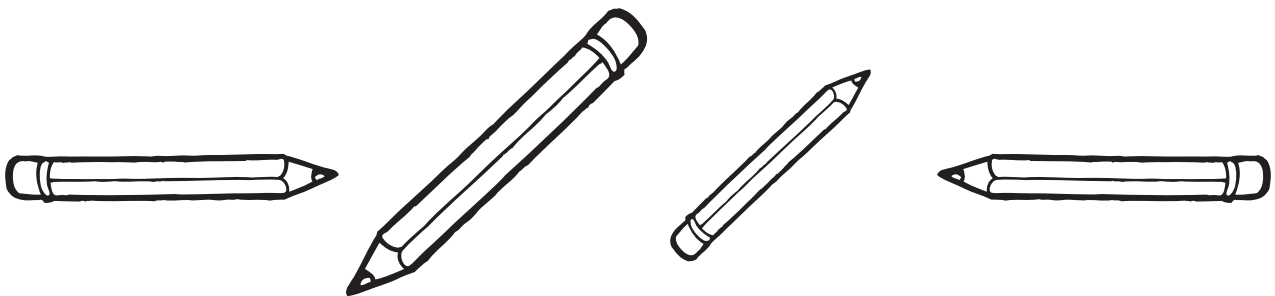

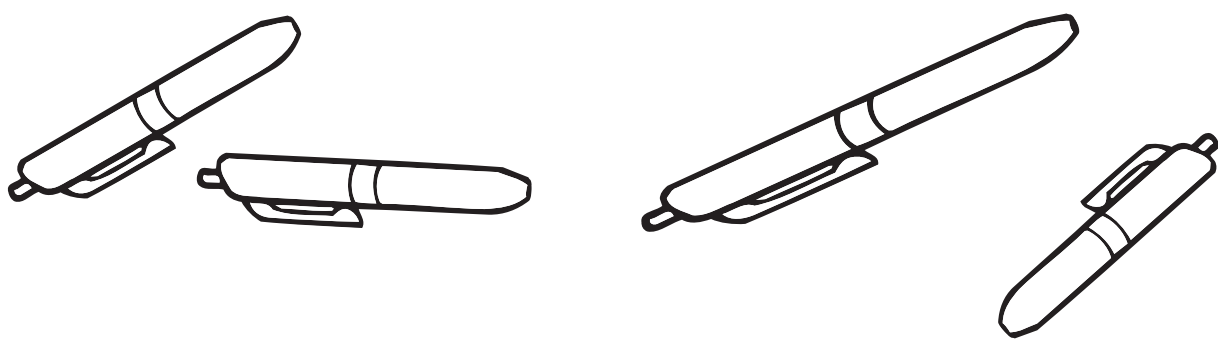


$$\underline{\hspace{2cm}} \times \underline{\hspace{2cm}} = \underline{\hspace{2cm}}$$

Measurement—Longest, Shortest, Equal

The items in each of the rows below are close in size. Follow the directions below for each row. Use a ruler if necessary.

- 1 Draw a rectangle around the longest item in each row.
- 2 Cross out the shortest item in each row.
- 3 Circle the two items that are equal in length in each row.

Practice 2
Geometry—3-D Shapes

Match the item on the left with the 3-D shape name on the right. Some shape names may have more than one item.

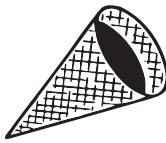


1




cone

2

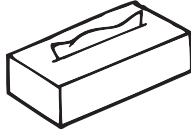


3



cube

4



5



rectangular prism

6



sphere

7



cylinder

8

