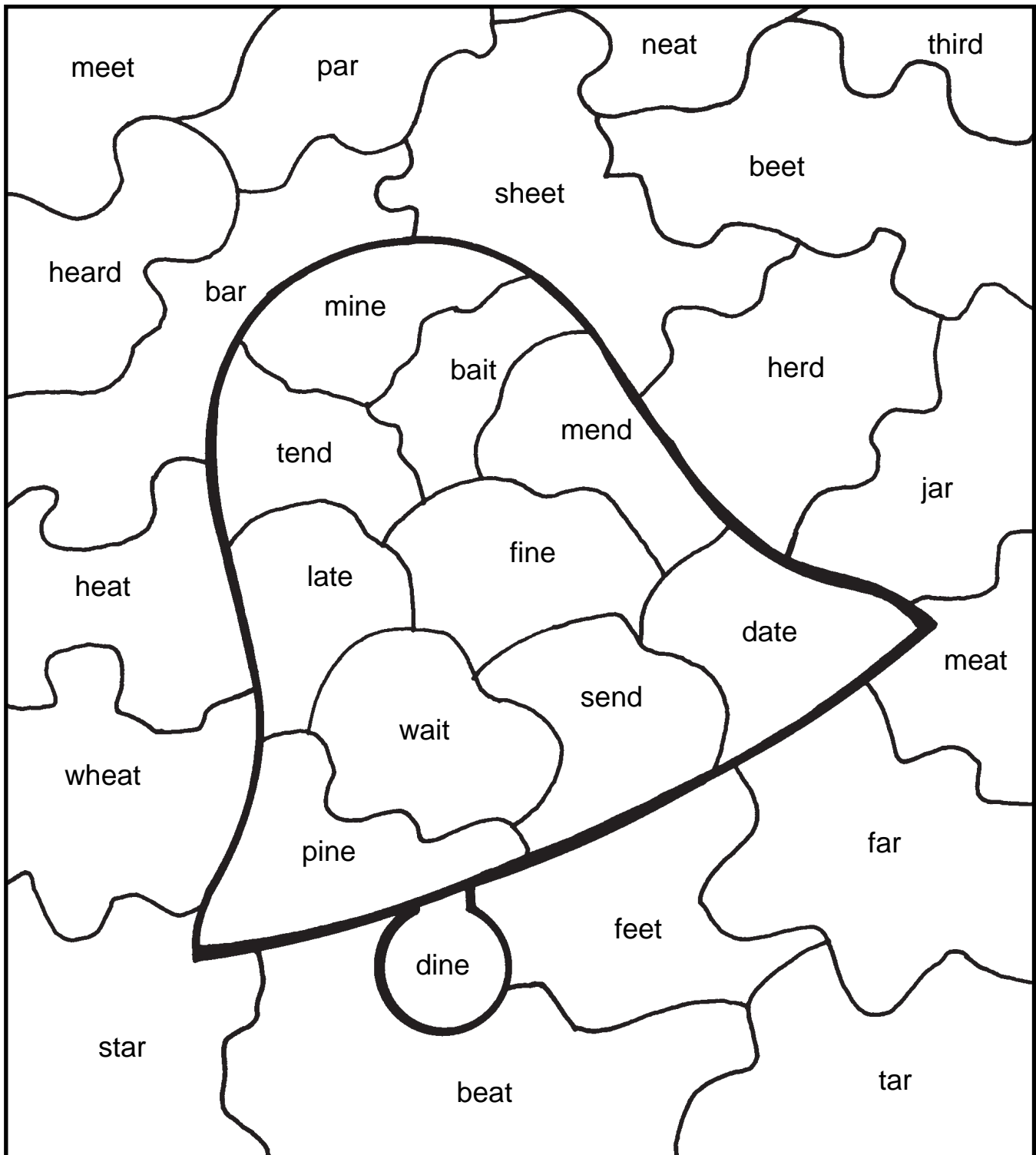


Table of Contents

Introduction	3	Fact and Opinion	173
Grammar		Tone	175
Parts of Speech	5	Reading Recognition	177
Synonyms/Antonyms/Homophones	34	Idioms	180
Capitalization	48	Analogies	183
Contractions	51	Classifying	186
Punctuation	54	Summarizing	188
Subjects and Predicates	66	Evaluating Information	192
Complements	72	Writing	
Sentences	74	Sentences	195
General Practice	83	Paragraphs	202
Spelling and Phonics		Brainstorming	212
Consonants	86	Outlining	214
Blends and Digraphs	88	Descriptive Writing	215
Vowels	91	Creative Writing	220
Silent Letters	98	Written Communicators	225
Irregular Letter Sounds	100	Cursive Writing	
End Sounds and Rhymes	103	Curves, Loops, and Slants	229
Compounds	107	Letters	232
Syllabication	110	Math	
Root Words	114	Place Value	258
Prefixes and Suffixes	116	Rounding	261
General Spelling	122	Odd and Even Numbers	262
Abbreviations	131	Addition	264
Pronunciation	133	Subtraction	270
Reading		Addition and Subtraction	276
Alphabetizing	136	Multiplication	278
Sight Words	138	Division	285
Multiple Meanings	142	Basic Skills Review	287
Following Directions	145	Fractions	288
Sequence	149	Time	289
Main Idea	155	Answer Key	292
Comprehension and Recall	163		
Making Inferences	166		
Cause and Effect	171		

Puzzling Rhymes

To discover the hidden picture, follow the directions carefully. Color red the sections with words that rhyme with *gate*, *line*, and *bend*. Color blue the sections with words that rhyme with *seat*, *bird*, and *car*.





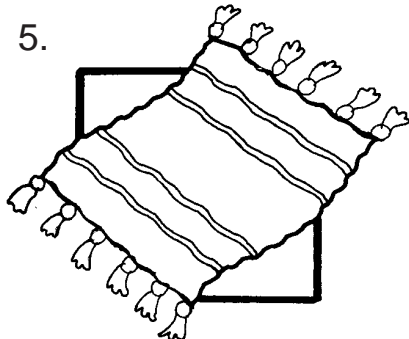






Double Trouble

When two consonants come between two vowels in a word, the word is usually divided between the two consonants.

Examples: bat-ter mar-ket roc-ket

Write the word that names each picture. Use a hyphen to divide it into syllables.

<p>1.</p>  <p>_____</p>	<p>2.</p>  <p>_____</p>	<p>3.</p>  <p>_____</p>
<p>4.</p>  <p>_____</p>	<p>5.</p>  <p>_____</p>	<p>6.</p>  <p>_____</p>
<p>7.</p>  <p>_____</p>	<p>8.</p>  <p>_____</p>	<p>9.</p>  <p>_____</p>