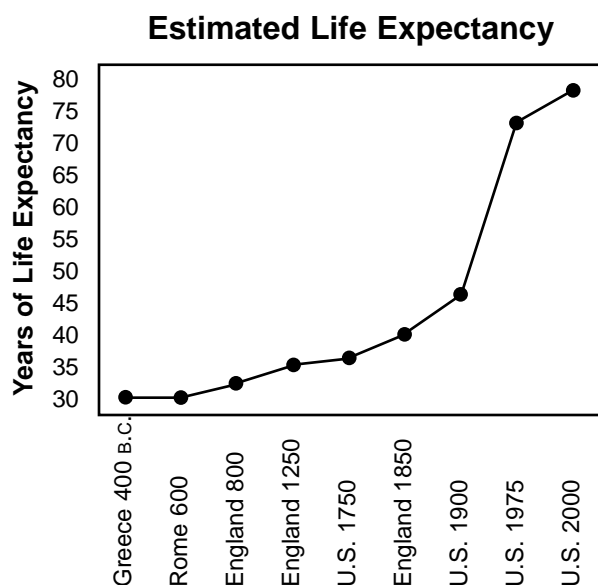


# Table of Contents

Introduction	3
Practice 1: Whole Numbers	4
Practice 2: Mixed Operations	5
Practice 3: Addition and Subtraction	6
Practice 4: Multiplication and Division	7
Practice 5: Mixed Operations	8
Practice 6: Patterns in Word Problems	9
Practice 7: Whole Numbers	10
Practice 8: Fractions/Addition and Subtraction	11
Practice 9: Fractions/Multiplication and Division	12
Practice 10: Fractions/Mixed Operations	13
Practice 11: Fractions/Mixed Operations	14
Practice 12: Mixed Numbers/Addition and Subtraction	15
Practice 13: Mixed Numbers/Multiplication and Division	16
Practice 14: Mixed Numbers/Mixed Operations	17
Practice 15: Mixed Numbers/Mixed Operations	18
Practice 16: Money	19
Practice 17: Money	20
Practice 18: Money	21
Practice 19: Money	22
Practice 20: Decimals/Addition and Subtraction	23
Practice 21: Decimals/Multiplication	24
Practice 22: Decimals/Division	25
Practice 23: Bar Graphs	26
Practice 24: Line Graphs	27
Practice 25: Pictographs and Line Plots	28
Practice 26: Tables and Charts	29
Practice 27: Geometry: Perimeter	30
Practice 28: Geometry: Area	31
Practice 29: Geometry: Angles	32
Practice 30: Geometry: Triangles	33
Practice 31: Coordinate Pairs	34
Practice 32: Problems with Equations	35
Practice 33: Problems with Equations	36
Practice 34: Simple Probability	37
Practice 35: Working with Combinations	38
Practice 36: Percentages	39
Test Practice 1	40
Test Practice 2	41
Test Practice 3	42
Test Practice 4	43
Test Practice 5	44
Test Practice 6	45
Answer Sheet	46
Answer Key	47

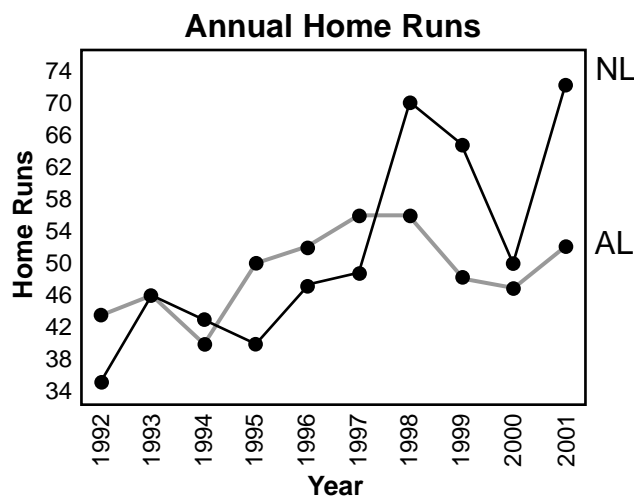
# Practice 24

**Directions:** A line graph illustrates change over time. This graph illustrates human life expectancies at times from 400 B.C. in Greece to A.D. 2000 in the United States. Use the graph to answer these questions.



1. What was the life expectancy in England about the year 1250? \_\_\_\_\_
2. What was the average age a person lived to in Greece in the year 400 B.C.? \_\_\_\_\_
3. In what country and year was the life expectancy 47 years? \_\_\_\_\_
4. What is the difference in average life expectancy from Greece in 400 B.C. to the United States in 2000? \_\_\_\_\_
5. In what year in the United States was the life expectancy 36 years? \_\_\_\_\_
6. In what century did life expectancy increase 30 years? \_\_\_\_\_
7. How many years did it take for life expectancy to increase from 30 years in Greece to 40 years in England?  
\_\_\_\_\_

**Directions:** The double line graph shows the number of home runs hit by the home run leader in each league for a 10-year period. Study the graph and answer these questions.



8. In which year were the most home runs hit by one batter? \_\_\_\_\_
9. In which year did the American League (AL) leader and the National League (NL) leader hit the same number of home runs?  
\_\_\_\_\_
10. In which two years did the American League leader hit 56 home runs?  
\_\_\_\_\_
11. In what year did the American League leader hit only 40 home runs? \_\_\_\_\_
12. In which year were the fewest total home runs hit by the leaders in the two leagues?  
\_\_\_\_\_
13. In which five years did the National League leader hit more home runs than the American League leader?  
\_\_\_\_\_
14. In which four years did the American League leader hit more home runs than the National League leader?  
\_\_\_\_\_
15. Which league's leaders hit more home runs over the 10 year period? \_\_\_\_\_

# Practice 28

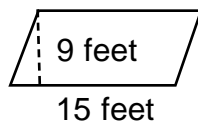


The Lawn Magicians are three fifth grade friends who earn money mowing their neighbors' lawns. They charge by the square foot so they have to know the area of each lawn they mow.

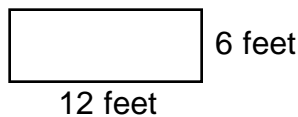
**Directions:** Help the Lawn Magicians compute the area of each lawn described below.

**Remember These Formulas:** Area of a rectangle = base times height; Area of a parallelogram = base times height; Area of a triangle = base times height divided by 2

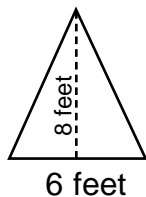
1. Mr. Steven's yard is a parallelogram 9 feet high and 15 feet at the base. What is the area of his lawn? \_\_\_\_\_



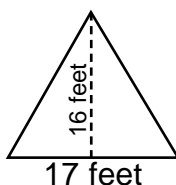
2. Mrs. Frank's rectangular lawn measures 12 feet by 6 feet. How many square feet does it cover? \_\_\_\_\_



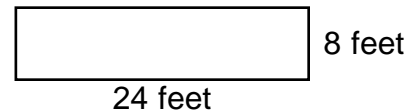
3. Mr. Ellis's lawn is shaped like an isosceles triangle. It has a height of 8 feet and a 6 feet base. What is the area of his lawn?  
\_\_\_\_\_



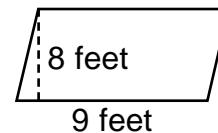
4. Mrs. Sharp's lawn is a triangle with a height of 16 feet and a base of 17 feet. How many square feet will the Lawn Magicians mow?  
\_\_\_\_\_



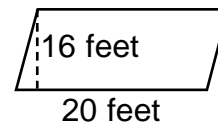
5. The Lawn Magicians mowed their next door neighbor's rectangular lawn which was 8 feet by 24 feet. What was the area in square feet? \_\_\_\_\_



6. Mr. Potter's lawn was a parallelogram 8 feet high and 9 feet at the base. How many square feet did the lawn cover?  
\_\_\_\_\_



7. Ms. Breen's lawn was shaped like a parallelogram with a height of 16 feet and a base of 20 feet. What was the area in square feet? \_\_\_\_\_



8. Mrs. Ricardo's lawn was square. It was 13 feet on each side. How many square feet did the Lawn Magicians have to mow?  
\_\_\_\_\_

