

Table of Contents

Introduction	3
Spelling Lessons	
Lesson 1—Months and Time	4
Lesson 2—Consonant Clusters: “thr,” “spr,” “shr”	6
Lesson 3—Consonant Clusters: “spl” & “str”	8
Lesson 4—Consonant Clusters: “squ,” “scr,” & “sch”	10
Lesson 5—Adding “ed” to Verbs	12
Lesson 6—Adding “ed” to Verbs Ending in “y”	14
Lesson 7—Adding “ing” to Verbs	16
Lesson 8—Plurals	18
Lesson 9—Plurals when Nouns End in “y”	20
Lesson 10—Unusual Plurals	22
Lesson 11— Silent Letters: “mb” & “stle”	24
Lesson 12—Silent Letters: “tch”	26
Lesson 13—Spelling Pattern: “eig”	28
Lesson 14—Spelling Pattern: “ect”	30
Lesson 15—Word Endings: “dle” & “ple”	32
Lesson 16—Word Endings: “tle” & “cle”	34
Lesson 17—More “le” Word Endings	36
Lesson 18—Word Ending: “al”	38
Lesson 19—Word Ending: “dge”	40
Lesson 20—Word Ending: “ly”	42
Assessment	44
Answer Key	46

More “le” Word Endings

At the end of a word a consonant followed by “le” rhymes with “skull.” This means that “gle” sounds like “gull,” “fle” sounds like “full,” “kle” sounds like “kull,” and “zle” sounds like “zull.”

Word	In Context
angle	A picture on the wall hung at a crazy angle .
single	He fired a single shot.
triangle	A triangle has three sides.
jungle	It was hot and humid in the jungle .
rectangle	A rectangle has four sides.
eagle	The eagle swooped down to catch its prey.
rifle	The sound of the rifle made the horse gallop across the field.
shuffle	Please shuffle the cards before dealing them.
sniffle	I didn’t have a tissue, so I had to sniffle .
waffle	He ate a large waffle topped with apples for breakfast.
chuckle	They heard the child chuckle .
ankle	He hurt his ankle in the crash.
sprinkle	We used the hose to sprinkle water on the garden.
puzzle	Can you help me finish this puzzle ?
sizzle	The bacon began to sizzle in the frying pan.

Copy the spelling words in the order they appear above. If it’s a noun (person, place, or thing), write its plural form. If it’s a verb (action word), add an “s.” Then write a short sentence using the spelling word’s new form.

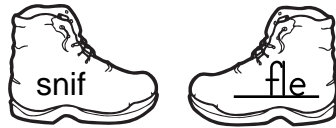
Word	Add “s”	Sentence Using New Form
ex. baffle	baffles	This mystery baffles me.
1.		
2.		
3.		
4.		
5.		
6.		
7.		
8.		
9.		
10.		
11.		
12.		
13.		
14.		
15.		

More "le" Word Endings (cont.)

Pairs of Boots

Add "fle," "gle," "kle," or "zle" to each boot to form a word. Then write the spelling word formed by the pair.

1.

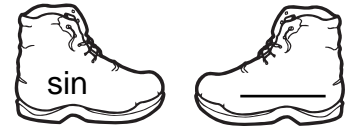


sniffle

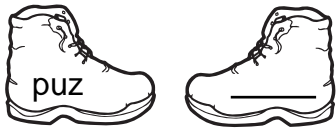
2.



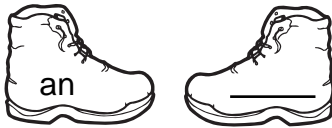
3.



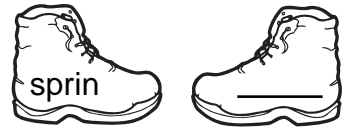
4.



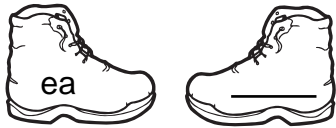
5.



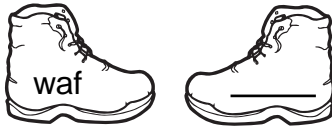
6.



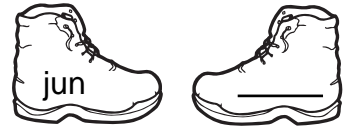
7.



8.



9.



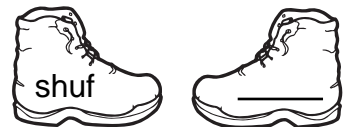
10.



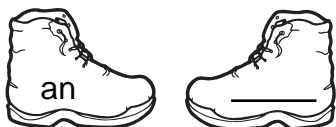
11.



12.



13.



14.



15.