

# TABLE OF CONTENTS

<b>Introduction</b> . . . . .	3	Antonyms . . . . .	94
<b>Standards Correlation</b> . . . . .	4	Synonyms and Antonyms . . . . .	96
<b>Tracking Sheet</b> . . . . .	6	Compound Words . . . . .	97
<b>Parts of Speech</b>		Syllables . . . . .	101
Nouns . . . . .	8	Syllabication Rules . . . . .	102
Plural Nouns . . . . .	12	Prefixes . . . . .	107
Irregular Plural Nouns . . . . .	13	Suffixes . . . . .	109
Proper Nouns . . . . .	20	Multiple-Meaning Words . . . . .	111
Verbs . . . . .	23	<b>Punctuation</b>	
Helping Verbs . . . . .	25	Commas in a Series . . . . .	115
Verbs—Present/Past Tense . . . . .	29	Quotation Marks . . . . .	118
Verbs—Irregular Past Tense . . . . .	31	Possessives . . . . .	122
Subject Pronouns . . . . .	34	Contractions . . . . .	125
Identifying Parts of Speech . . . . .	36	<b>Mechanics and Usage</b>	
<b>Sentence Structure</b>		Capital Letters . . . . .	128
Complete and Incomplete Sentences . . . . .	39	Abbreviations . . . . .	138
Declarative Sentences . . . . .	43	<b>Reference Materials</b>	
Interrogative Sentences . . . . .	46	Alphabetical Order . . . . .	146
Imperative Sentences . . . . .	49	Guide Words . . . . .	148
Exclamatory Sentences . . . . .	52	Dictionary . . . . .	151
Sentence Types . . . . .	55	Telephone Book . . . . .	154
Correct Word Order . . . . .	56	Atlas . . . . .	156
Compare and Contrast . . . . .	58	Encyclopedia . . . . .	157
Writing a Friendly Letter . . . . .	61	Glossary . . . . .	158
<b>Vocabulary</b>		Thesaurus . . . . .	159
Spelling . . . . .	68	Dewey Decimal System . . . . .	160
Homophones . . . . .	81	<b>Answer Key</b> . . . . .	161
Word Confusion . . . . .	86		
Alliteration . . . . .	88		
Rhyming Words . . . . .	90		
Synonyms . . . . .	92		

## Complete and Incomplete Sentences

A **complete sentence** answers the question “Who did what?” A complete sentence begins with a capital letter and ends with a period.

Example: The carpenter built the chest.

*Who built the chest?* the carpenter


*What did the carpenter do?* built the chest

### PRACTICE

Complete each sentence.

Example: Connie planted the flowers.

1. Colleen \_\_\_\_\_.
2. \_\_\_\_\_ went to the market.
3. Bill and Wilma \_\_\_\_\_.
4. Phil and his cat, Sugar, \_\_\_\_\_.
5. The teacher \_\_\_\_\_.
6. \_\_\_\_\_ went shopping.



### WRITE ON!

On a separate sheet of paper, write part of a sentence. Exchange papers with a classmate. Ask the classmate to complete the sentence.



# Spelling—Digraphs

A **digraph** is when two letters work together to create a new sound. *Ch, sh, th,* and *wh* are digraphs. A digraph can be found at the beginning, in the middle, or at the end of a word.

Examples: thumb, pushes, sandwich

**PRACTICE**

Write the word for each picture.





1. \_\_\_\_\_

2. \_\_\_\_\_

3. \_\_\_\_\_

4. \_\_\_\_\_



5. \_\_\_\_\_

6. \_\_\_\_\_

7. \_\_\_\_\_

8. \_\_\_\_\_

**WRITE ON!**

On a separate sheet of paper, use two of the words in a sentence. Underline the digraph in each word.



# Capital Letters

All sentences begin with a **capital letter**.


Example: My house is red with white trim.

## PRACTICE

Draw three lines under the capital letter(s) in each sentence.

Example: I will buy a movie ticket.

1. When does the movie start?
2. Which theater is it playing in?
3. Would you like a tub of popcorn?
4. My sister works at the movie theater.
5. I love to watch movies.
6. I always watch the latest action movies.
7. My favorite character is Kung Fu Charlie.
8. He does the best stunts!
9. Do you like action movies, too?
10. Maybe we can go together sometime.



## WRITE ON!

What kind of movie do you like best? Write about it on a separate sheet of paper. Draw three lines under the capital letter that begins each sentence.

## Reference Materials

Name \_\_\_\_\_

Date \_\_\_\_\_



# Dictionary

**Reference materials** provide facts and information about many topics. Common reference materials are dictionaries, telephone books, atlases, glossaries, encyclopedias, and thesauruses.

A **dictionary** is a book of words and their meanings. All of the words are listed in alphabetical order.

A dictionary can be used to find out:

- The correct spelling of the word
- How to say the word correctly
- The part of speech (noun, verb, etc.)
- The meaning of the word

Example: **couch** (cowch) *noun*, a piece of furniture to sit on.

### PRACTICE

Write the following words in alphabetical order.

television    bathrobe    very    novel    read

1. \_\_\_\_\_
2. \_\_\_\_\_
3. \_\_\_\_\_
4. \_\_\_\_\_
5. \_\_\_\_\_



Pick one of the words to look up in a dictionary.

Word: \_\_\_\_\_

Pronunciation: \_\_\_\_\_

Part of speech: \_\_\_\_\_

Meaning: \_\_\_\_\_

### WRITE ON!

Make up a new word. On a separate sheet of paper, write a dictionary entry for the word. Share the entry with a classmate.