



# Table of Contents

An Important Message from the National Summer Learning Association .....	4
Using This Book .....	5
Weekly Calendar .....	7
Journal Topics .....	8
Standards and Skills .....	9
<b>Week 1 Activities</b>	
Monday <i>Math</i> : Change It Up – <i>Reading</i> : Running to Win .....	12
Tuesday <i>Science</i> : Weight of a World – <i>Writing</i> : Record Setter .....	14
Wednesday <i>Math</i> : Input/Output Tables – <i>Reading</i> : Ad Words .....	16
Thursday <i>Writing</i> : Sentence Types – <i>Social Studies</i> : Landmarks .....	18
Friday <i>Testing</i> : Nonfiction Passage – <i>Friday Fun</i> : Rhyming Pairs .....	20
<b>Week 2 Activities</b>	
Monday <i>Math</i> : Sales Figures – <i>Writing</i> : Learning About Myself .....	22
Tuesday <i>Reading</i> : Tale of the Rats – <i>Social Studies</i> : Mayan Writing .....	24
Wednesday <i>Math</i> : Probability Puzzles – <i>Writing</i> : Then & Now .....	26
Thursday <i>Science</i> : Geologic Plates – <i>Reading</i> : Curfews & Fires .....	28
Friday <i>Testing</i> : Verb Tense – <i>Friday Fun</i> : Crack the Code .....	30
<b>Week 3 Activities</b>	
Monday <i>Math</i> : Clean Up & Calculate – <i>Reading</i> : Word Zoo .....	32
Tuesday <i>Science</i> : Powerful Predators – <i>Writing</i> : Show, Don't Tell .....	34
Wednesday <i>Math</i> : Get the Picture – <i>Reading</i> : Paul Revere's Ride .....	36
Thursday <i>Writing</i> : Thesis Statements – <i>Social Studies</i> : Illuminated Ideas .....	38
Friday <i>Testing</i> : Word Problems – <i>Friday Fun</i> : Things in Common .....	40
<b>Week 4 Activities</b>	
Monday <i>Math</i> : Roman Numerals – <i>Writing</i> : Story Parts .....	42
Tuesday <i>Reading</i> : Alien Activities – <i>Social Studies</i> : Cambodia .....	44
Wednesday <i>Math</i> : Real-World Fractions – <i>Writing</i> : Sentence Combining .....	46
Thursday <i>Science</i> : Brownian Motion – <i>Reading</i> : Conundrums .....	48
Friday <i>Testing</i> : Describing Motion – <i>Friday Fun</i> : Word Winders .....	50
<b>Week 5 Activities</b>	
Monday <i>Math</i> : Recipe Math – <i>Reading</i> : Vanilla History .....	52
Tuesday <i>Science</i> : The Amazing Hand – <i>Writing</i> : Time & Sequence .....	54
Wednesday <i>Math</i> : Flavorful Graph – <i>Reading</i> : Surviving the K2 .....	56
Thursday <i>Writing</i> : Subjects & Verbs – <i>Social Studies</i> : Native-American Words .....	58
Friday <i>Testing</i> : Essay Writing – <i>Friday Fun</i> : Hidden Meanings .....	60



# Table of Contents *(cont.)*

## Week 6 Activities

Monday	<i>Math: Math Challenges – Writing: Using a Hook</i> .....	62
Tuesday	<i>Reading: Community Comparison – Social Studies: Colony Games</i> .....	64
Wednesday	<i>Math: Graph Art – Writing: The Whole Story</i> .....	66
Thursday	<i>Science: Compounds All Around – Reading: Origin Story</i> .....	68
Friday	<i>Testing: Show Your Work – Friday Fun: Author Code</i> .....	70

## Week 7 Activities

Monday	<i>Math: Metric Measures – Reading: Preposterous!</i> .....	72
Tuesday	<i>Science: Rock Types – Writing: Support the Idea</i> .....	74
Wednesday	<i>Math: Market Math – Reading: Name that Place</i> .....	76
Thursday	<i>Writing: Plotting a Story – Social Studies: Book Excerpt</i> .....	78
Friday	<i>Testing: Reading Comprehension – Friday Fun: Mind Benders</i> .....	80

## Week 8 Activities

Monday	<i>Math: Triangle Experiment – Writing: What If?</i> .....	82
Tuesday	<i>Reading: Studying Scorpions – Social Studies: Morse Code</i> .....	84
Wednesday	<i>Math: Cubic-Inch Estimates – Writing: Argumentative</i> .....	86
Thursday	<i>Science: Lifesaving Blood – Reading: Into the Wilderness</i> .....	88
Friday	<i>Testing: Locating Information – Friday Fun: Family Vacation</i> .....	90

Summer Reading List .....	92
Reading Log .....	95
Read and Do .....	96
Book Review .....	97
Tough to Spell .....	98
Test-Taking Tips .....	100
Proofreading Marks .....	101
Scientific Process .....	102
Graph Paper .....	103
Measurement Tools .....	104
Answer Key .....	105
Work Space .....	111
Reward Chart .....	112



# An Important Message

The following is an important message from the National Summer Learning Association.

Dear Parents,

Did you know that all young people experience learning losses when they don't engage in educational activities during the summer? That means some of what they've spent time learning over the preceding school year evaporates during the summer months. However, summer learning loss is something that you can help prevent. Summer is the perfect time for fun and engaging activities that can help children maintain and grow their academic skills. Here are just a few:

- 🍷 Read with your child every day. Visit your local library together, and select books on subjects that interest your child.
- 🍷 Ask your child's teacher for recommendations of books for summer reading. The Summer Reading List (pages 92–94 of this guide) is a good start.
- 🍷 Explore parks, nature preserves, museums, and cultural centers.
- 🍷 Consider every day as a day full of teachable moments. Measuring in recipes and reviewing maps before a car trip are ways to learn or reinforce a skill. Use the Learning Experiences in the back of this book for more ideas.
- 🍷 Each day, set goals to accomplish. For example, do five math problems or read a chapter in a book.
- 🍷 Encourage your child to complete the activities in books, such as *Summertime Learning*, to help bridge the summer learning gap.

Our vision is for every child to be safe, healthy, and engaged in learning during the summer. Learn more at [www.summerlearning.org](http://www.summerlearning.org).

Have a *memorable* summer!

A handwritten signature in cursive script that reads "Matthew C. Boulay".

Matthew Boulay  
NSLA Founder



# Using This Book

As a parent, you know that summertime is a time for fun. But it can also be a time for learning and for maintaining and building upon the educational advances your child made in the previous school year. By pairing fun and learning, the books in the *Summertime Learning* series can help you keep your child on track educationally *and* allow them to have the summer break their brains and bodies need.




And to help you help your child, this resource is organized, adaptable, practical, and rewarding.

## Organized

*Summertime Learning: Prepare Your Child for Eighth Grade* is organized around an eight-week summer vacation period. For each weekday, there are two activities. On Mondays through Thursdays, these activities include lessons in areas such as math, reading, writing, science, and social studies. Fridays offer a change of pace. Each week, the first of the Friday activities presents practice for test-taking skills. The second activity is labeled “Friday Fun,” and it focuses on creativity, critical thinking, direction following, and problem solving.


## Adaptable

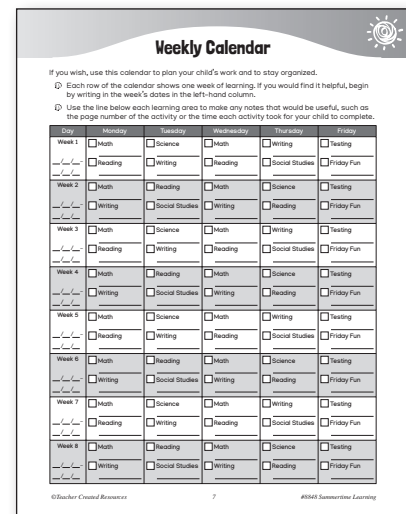
There are many ways to use this book effectively:




-  **Day by Day** – Your child can do the activities in order, beginning on the first Monday of summer vacation. For each weekday, your child will complete the two designated activities. (See the calendar on page 7.)
-  **Pick and Choose** – If you do not wish to have your child work strictly in the order the activities are presented in this book, you may pick and choose any combination of pages based on your child’s needs and interests.
-  **All of a Kind** – If you feel that your child needs more help in one area than another, you may opt to focus on the math, reading, writing, science, or social studies activities.

In addition, the pages of this resource are perforated, which gives you the option of tearing them out if needed. If this method is chosen, a special folder or binder can be decorated and used to store the loose pages.

## Extra Extra

-  For a handy calendar that can set expectations and keep you and your child on schedule, see page 7 of this book.



-  For Journal Topics to incorporate more writing into the weekly schedule, see page 8.
-  For ways to enhance summertime reading, see pages 92–97.
-  For useful reference pages in the areas of spelling, test taking, proofreading, measurement, and more, see pages 98–104.




# Using This Book *(cont.)*

## Practical

Parents want activity pages that take the guesswork out of how they should be used, what they are asking their child to do, and what the correct answers to the questions are. The pages in *Summertime Learning: Prepare Your Child for Eighth Grade* aim to do just that.

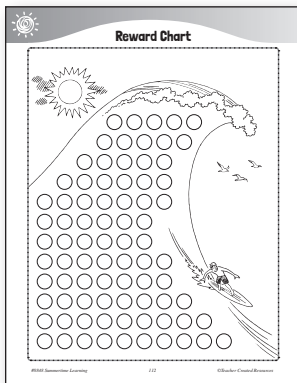
Several pieces of information are given in a straightforward, easy-to-read manner at the top of each activity page.

- 1 On one side of the activity page, the week, day, and learning area of the activity are listed. This gives parents a place to quickly check what their child is working on and to stay organized throughout the summer.
- 2 The opposite side features a sun icon. This is a perfect spot to place a checkmark or star to track and reward progress as your child completes the activities in the book. Using this feature will also make it easy to direct your child to the next day's activities: they can simply look for the last marked sun and work on the two pages that immediately follow.
- 3 The directions for each activity are written clearly and in a way that is easy to understand. Children often know how to perform an educational skill but still get questions wrong because the instructions are unclear or because they have not fully read them. You may wish to encourage your child to write a number above each line of the instructions that is asking them to do a new task.
- 4 Some pages include a "What To Know" box that offers a reminder of a grammar or usage rule your child will need to know in order to complete the page.



In addition, a complete answer key is included at the back of the book (pages 105–111). This can be consulted whenever any answers are in doubt.

## Rewarding



You may use the Reward Chart on page 112 of this book to keep track of the activities your child has completed. Once your child has finished a page, they can fill in a circle on the chart. In this way, the entire chart will be filled in when all 80 of the activities in this book are completed.



# Rhyming Pairs

**Directions:** Find an adjective that rhymes with a noun so that together, the two words have about the same meaning as the phrase that is given. An example has been done for you.

- 1. clever feline \_\_\_\_\_ witty kitty \_\_\_\_\_
- 2. bashful insect \_\_\_\_\_
- 3. obese feline \_\_\_\_\_
- 4. minor car crash \_\_\_\_\_
- 5. large swine \_\_\_\_\_
- 6. ill baby bird \_\_\_\_\_
- 7. little snack \_\_\_\_\_
- 8. enjoyable jog \_\_\_\_\_
- 9. soaked dog \_\_\_\_\_
- 10. bloody tale \_\_\_\_\_
- 11. reptile that casts spells \_\_\_\_\_
- 12. light red beverage \_\_\_\_\_
- 13. comical rabbit \_\_\_\_\_
- 14. scary flash in a storm \_\_\_\_\_



**Challenge:** Come up with more rhyming pairs and make up clues. See if you can get a friend or family member to guess your rhyming pairs.

Clue: \_\_\_\_\_ Rhyming Pair: \_\_\_\_\_

Clue: \_\_\_\_\_ Rhyming Pair: \_\_\_\_\_



# Curfews & Fires

**Directions:** Read the passage, then answer each question below.

Laughing, Yow said, “So what happens to us if we aren’t home by midnight? Do we turn into mice or pumpkins, or do we lose a shoe?”

Zenaida, the friend Yow was visiting, explained, “There’s a town curfew for all teenagers. Unless accompanied by an adult, teenagers have to be off the streets by 10:00 p.m. on school nights and by midnight on weekends.”

“That’s preposterous!” Yow said. “Isn’t that a violation of our civil rights? This is a free country, so we shouldn’t be prohibited from using public streets or spaces.”

Jonathon, Zenaida’s friend, added, “The curfew was voted on and accepted by the majority of the town council, a publicly elected body. It wasn’t passed to create disharmony; it was only passed to keep teenagers safe.”

Having finished his 48-hour shift, Mr. Montgomery, Zenaida’s father and a city firefighter, happened to overhear Jonathon’s comment as he walked in the door. He said, “Did you know that the word *curfew* has medieval French origins? In medieval France, the *courvre-feu* or ‘cover-fire’ was the hour when all the fires in town had to be put out, or at least covered, so people could sleep without fear. Over time, the word metamorphosed into the English ‘curfew,’ which means the time one needs to be back home or off the streets.”

Maggie, an aspiring firefighter and Zenaida’s older sister, said, “You can hear French in a word related to firefighting today. Firefighters have to practice *defenestrating* themselves because sometimes in life-or-death situations defenestration is necessary.”

“What in the world does *defenestration* mean?” Yow asked.

Maggie replied, “In French, the word for ‘window’ is *fenetre*. When something is defenestrated, it is thrown out of a window. ‘Defenestration’ means throwing a person or a thing out of a window.”

1. One can tell that Yow could be visiting on a

- a. Monday.
- b. Tuesday.
- c. Thursday.
- d. Saturday.

2. From this story, one can tell that

- a. words from one language may have ties to another.
- b. French firefighters were the first to pass curfews.
- c. Maggie is aspiring to be a specialized smokejumper.
- d. not all firefighters train for life-or-death situations.

3. Should towns and cities be allowed to set curfews for teenagers? Make your case.

---

---

---

---

---



# Roman Numerals

**Directions:** Use the Roman Numerals Key to help you solve the problems.

## Roman Numerals Key


1 ..... I	4 ..... IV	7 ..... VII	10 ..... X	500 ..... D
2 ..... II	5 ..... V	8 ..... VIII	50 ..... L	1,000 ..... M
3 ..... III	6 ..... VI	9 ..... IX	100 ..... C	

1. Your grandpa's watch has Roman numerals on the clock face. The watch is sitting on the bookcase when you walk through the living room. You glance at it to see if it is time to leave for baseball practice yet. What time does the watch show?



Time: \_\_\_\_\_

2. Your uncle lends you one of his favorite books from middle school to read. Curious, you look to see just how old the book is. What date was this book published?



Date: \_\_\_\_\_

3. You want to tell your friend your address but you don't want everyone else to know. You decide to use Roman numerals to make a secret code for your address. Your address is 417 NE 148th Avenue. What will your address be in Roman numerals? (*Hint: 40 is written as XL.*)

Address: \_\_\_\_\_

Your friend sends back his address using the same code. His address is 1944 NE 52nd Street. How does his address read in Roman numerals?

Address: \_\_\_\_\_





# Native-American Words

## What to Know

It is believed that in 1492, there were over 500 Native-American languages spoken in North America. Many of the words we still use today come from Native-American languages and have been adopted into the English language.

**Part I Directions:** Write letters on the lines to match each Native-American word to its meaning. Begin with words you know and use the process of elimination.

- |                    |                               |
|--------------------|-------------------------------|
| 1. _____ caucus    | a. cooked lima beans and corn |
| 2. _____ moose     | b. a masked mammal            |
| 3. _____ raccoon   | c. a very large type of deer  |
| 4. _____ hickory   | d. an animal or nature symbol |
| 5. _____ hominy    | e. dried meat                 |
| 6. _____ succotash | f. a tree with very hard wood |
| 7. _____ moccasin  | g. ground corn                |
| 8. _____ pemmican  | h. leather footwear           |
| 9. _____ totem     | i. a political meeting        |

**Part II Directions:** In the U.S., 26 states have Native-American names. Can you name them all? List the states in alphabetical order below. To help you, the first letter of each state name has been provided.

- |            |             |             |
|------------|-------------|-------------|
| 1. A _____ | 10. M _____ | 19. O _____ |
| 2. A _____ | 11. M _____ | 20. O _____ |
| 3. A _____ | 12. M _____ | 21. S _____ |
| 4. A _____ | 13. M _____ | 22. T _____ |
| 5. C _____ | 14. M _____ | 23. T _____ |
| 6. I _____ | 15. N _____ | 24. U _____ |
| 7. I _____ | 16. N _____ | 25. W _____ |
| 8. K _____ | 17. N _____ | 26. W _____ |
| 9. K _____ | 18. O _____ |             |